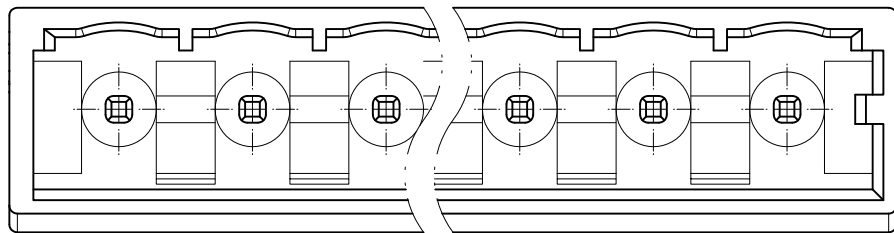
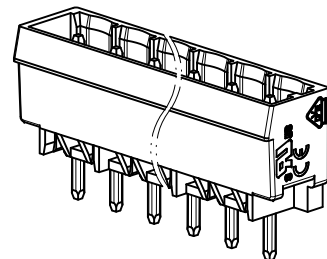


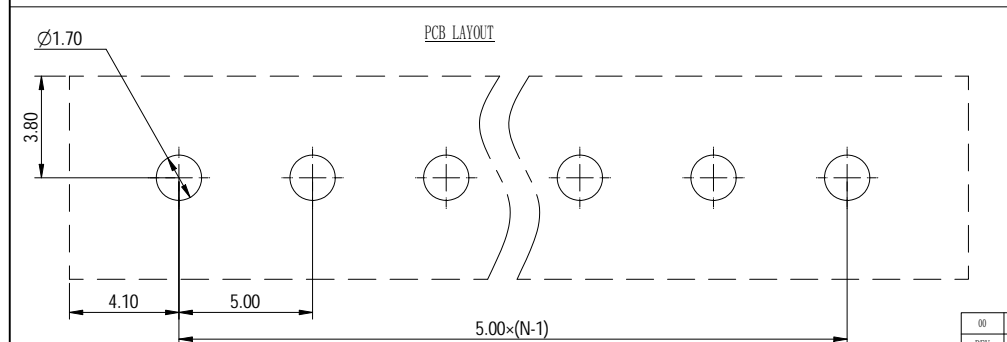
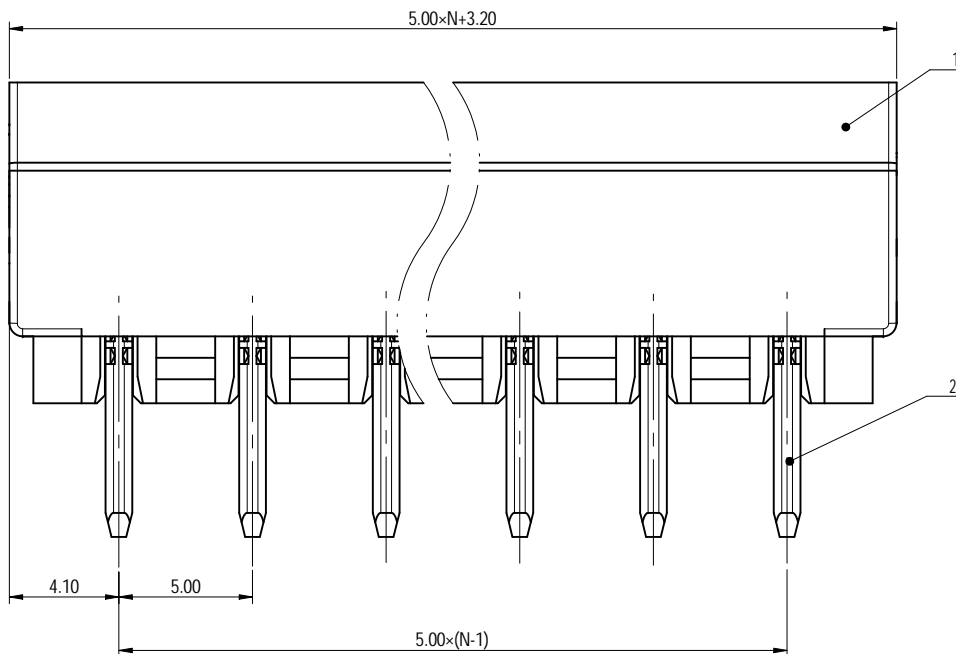
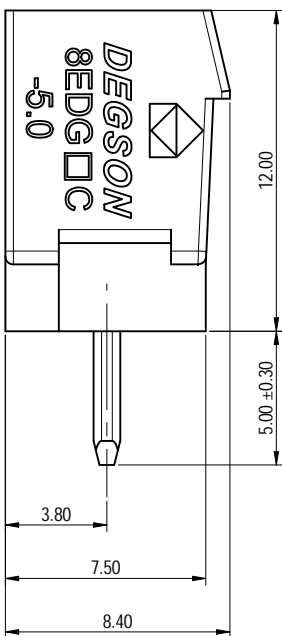
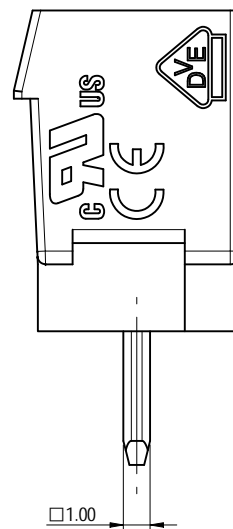
02P



公差/General tolerances (mm)													D	
0	>3	>6	>10	>18	>30	>50	>80	>120	>180	>250	>315	>400	>500	0.1/10
~	~	~	~	~	~	~	~	~	~	~	~	~	~	±2
±0.12	±0.18	±0.22	±0.26	±0.31	±0.37	±0.57	±0.80	±0.93	±1.05	±1.15	±1.60	±2.20	±2.50	



please refer to the 3D model for those unmarked dimensions.



Note: The A&Z (H) in the name means: A(H) and Z (H).

2	Pin header	Copper	Sn Plated
1	Housing	PA66	UL94V-0
ITEM	NAME OF PART	MATERIAL	NOTES

UL 标准/UL Standard:		B	C	D
额定电压/电流/Rated Voltage(V)/Current(A)		300/15	/	300/10
IEC 标准/IEC Standard:				
过压类别/Overvoltage Category/污染等级/Pollution Degree		III/3		
额定电压/电流/Rated Voltage(V)/Current(A)		320/20		
额定脉冲电压(KV)/Rate Impulse Voltage(KV)		4		
间距/Pitch(mm)/线数范围/Poles		5.0/N=02~24P		
使用温度范围/Operating temperature(°C)		-40~+105		
符合RoHS环保要求/Conform to RoHS		Yes		

DEGSON		MATERIALS:		SURFACE/COLOR: PANTONE 428C	
APPD: 蓝美凡	2022.11.11	NAME:	8EDGVC-5.0-XXP-11-01A&Z(H)		
CHKD: 曹利彬	2022.11.09	MAT NO./REV: - / 00	MAT STATUS: 批量		
DRFT: 姜民浩	2022.11.09	DRAWING NO.:	TYPE:	DRAWING STATUS:	SCALE:
		200119115	CUSTOMER DRAWING	已发布	5:1
REV:	ECN:	DESCRIPTION:	DRFT:	DATE:	SHEET:
00			姜民浩	2022.11.09	1/1

Transfer or duplication of this document as well as the utilization or reproduction of its contents without the written permission of DEGSON is prohibited. All rights reserved for patent.